

# PRE-PRIMARY

## FEBRUARY (ASSIGNMENT)

### WEEK-1



# DAY-1



*SO DEAR KIDS .....*

*GET ,SET,READY FOR EVERYDAY MORNING EXERCISES .....*



# DAY-2



***LEARN THIS POEM.***

***WE WILL PRACTICE IT IN CLASS AS  
WELL.***



# DAY-3

शब्दों को रंगों से बदले ।

1. टमाटर - लाल ( Red )
2. कसरत - पीला ( Yellow )
3. नटखट - हरा ( Green )
4. बादल - नीला ( Blue )
5. रात - ( Black ) काला



TAKE A PRINTOUT AND COLOUR THE  
CAR , THEN PASTE IT IN YOUR HINDI  
NOTEBOOK.

# DAY-4

## DOUBLE DIGIT SUMS (MIXED)

**JUMPSTART** Math

### Summer Flowers


Solve the problems appearing in the flowers and write the answers in the boxes provided below.  
(Find the answers at the bottom of the worksheet.)

$\begin{array}{r} 11 \\ + 10 \\ \hline \end{array}$ <input type="text"/>	$\begin{array}{r} 20 \\ + 19 \\ \hline \end{array}$ <input type="text"/>	$\begin{array}{r} 16 \\ + 12 \\ \hline \end{array}$ <input type="text"/>
$\begin{array}{r} 17 \\ + 15 \\ \hline \end{array}$ <input type="text"/>	$\begin{array}{r} 13 \\ + 18 \\ \hline \end{array}$ <input type="text"/>	$\begin{array}{r} 14 \\ - 10 \\ \hline \end{array}$ <input type="text"/>
$\begin{array}{r} 13 \\ - 12 \\ \hline \end{array}$ <input type="text"/>	$\begin{array}{r} 17 \\ - 15 \\ \hline \end{array}$ <input type="text"/>	$\begin{array}{r} 20 \\ - 16 \\ \hline \end{array}$ <input type="text"/>
	$\begin{array}{r} 19 \\ - 11 \\ \hline \end{array}$ <input type="text"/>	






Answers: 21, 39, 28, 32, 30, 27, 4, 4, 4, 2, 10, 8

DO IN MATHS NOTEBOOK.









# DAY-5



 **A story**

Complete the story by filling in the missing letters.  
The picture clues will help you.

One day the  s\_\_n was shining. The  d\_\_g was sleeping. The  c\_\_t was sleeping. But the  h\_\_n saw a  f\_\_x.

"Help! Help!" she cried.

The  \_\_at and the  \_\_og hid in a  b\_\_n. The  \_\_en flew into a  h\_\_t. The  fo\_\_ jumped into a  b\_\_ , and the  \_\_n went on shining.

© Darling Kindergarten Limited (2016)  

**TAKE A PRINTOUT OF IT, WE WILL**  
**DO IN CLASS**